



ಬೃಹತ್ ಬೆಂಗಳೂರು ಮಹಾನಗರ ಪಾಲಿಕೆ
Bruhat Bengaluru Mahanagara Palike



BBMP COVID-19 WAR ROOM BULLETIN - 10.06.2021

BBMP / COVID-19 WAR ROOM / BULLETIN – 444/ 10.06.2021 / #BBMPfightsCOVID19



ABSTRACT OF COVID-19 CASES IN BENGALURU



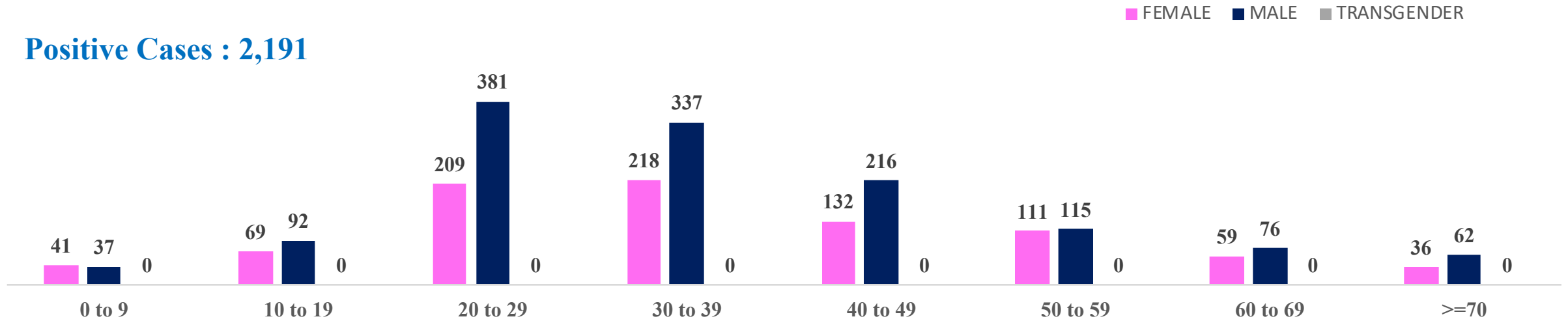
	MALE	FEMALE	TRANSGENDER	MALE	FEMALE	TRANSGENDER	TOTAL	
	Last 24 Hours	Last 24 Hours	Last 24 Hours	Cumulative	Cumulative	Cumulative	Last 24 Hours	Cumulative
Positive Cases	1,316	875	0	7,12,259	4,79,345	128	2,191	11,91,732
Recovered Cases	2,819	2,027	0	6,45,739	4,35,259	95	4,846	10,81,093
Death Cases	33	14	0	9,651	5,561	4	47	15,216
Total Tests Done	In Last 24 hrs : 65,726			Cumulative : 1,35,04,174				
ACTIVE CASES					95,423			



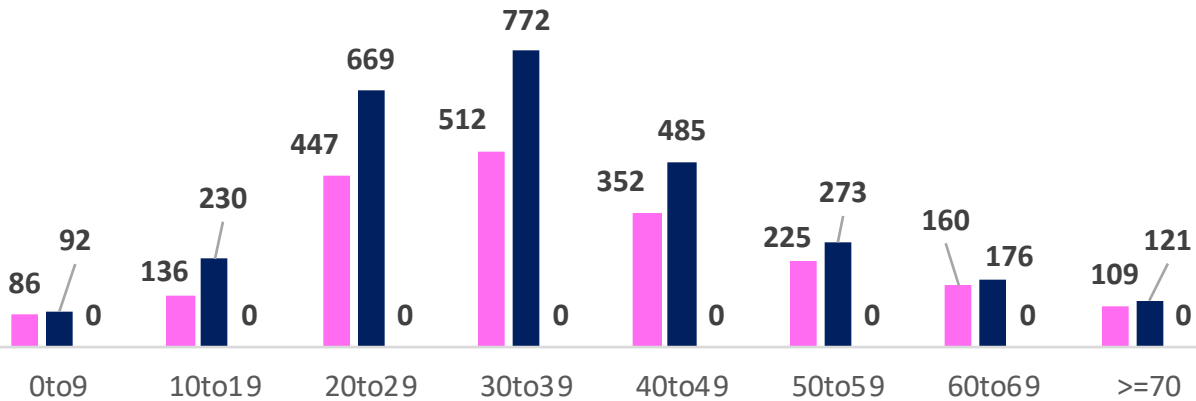
LAST 24 HOURS AGE GROUP AND GENDER WISE DISTRIBUTION



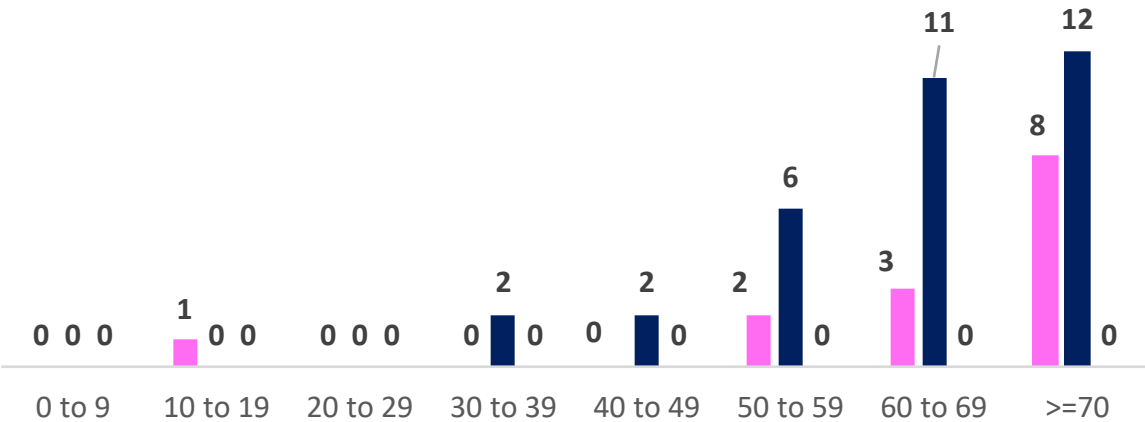
Positive Cases : 2,191



Recovered Cases : 4,846



Death Cases : 47





SNAPSHOT OF BENGALURU COVID-19 CASES IN LAST 8 WEEKS



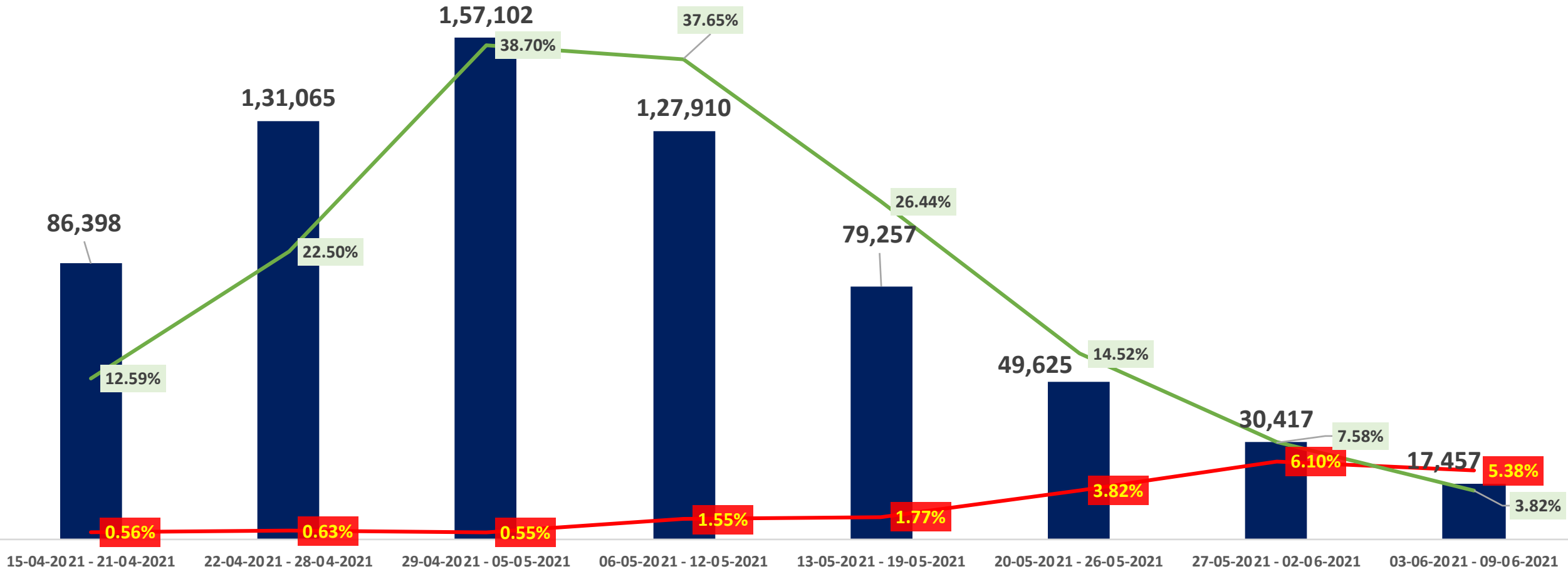
	15/04/21 TO 21/04/21	22/04/21 TO 28/04/21	29/04/21 TO 05/05/21	06/05/21 TO 12/05/21	13/05/21 TO 19/05/21	20/05/21 TO 26/05/21	27/05/21 TO 02/06/21	03/06/21 TO 09/06/21
Total Positive Cases	86,398	1,31,065	1,57,102	1,27,910	79,257	49,625	30,417	17,457
Total Recovered Cases	19,925	30,528	61,025	99,097	1,30,795	1,47,966	1,00,548	55,479
Total Death Cases	487	832	866	1,981	1,402	1,896	1,855	939
Case Fatality Rate	0.56%	0.63%	0.55%	1.55%	1.77%	3.82%	6.10%	5.38%
Total Tests Conducted	6,86,303	5,82,500	4,05,947	3,39,693	2,99,818	3,41,802	4,01,497	4,56,429
Positivity Rate	12.59%	22.50%	38.70%	37.65%	26.44%	14.52%	7.58%	3.82%



POSITIVITY AND MORTALITY RATE OF BENGALURU – LAST 8 WEEKS

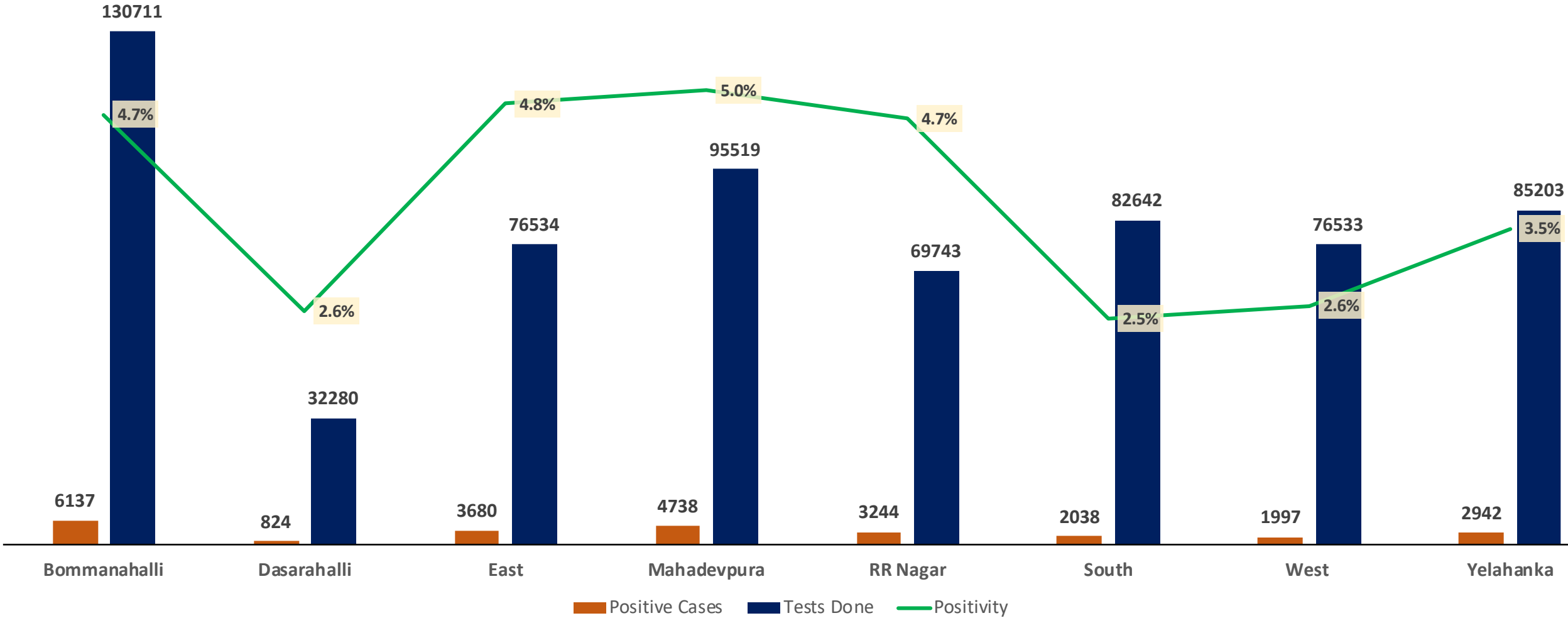


■ Total Positive Cases — Case Fatality Rate — Positivity Rate



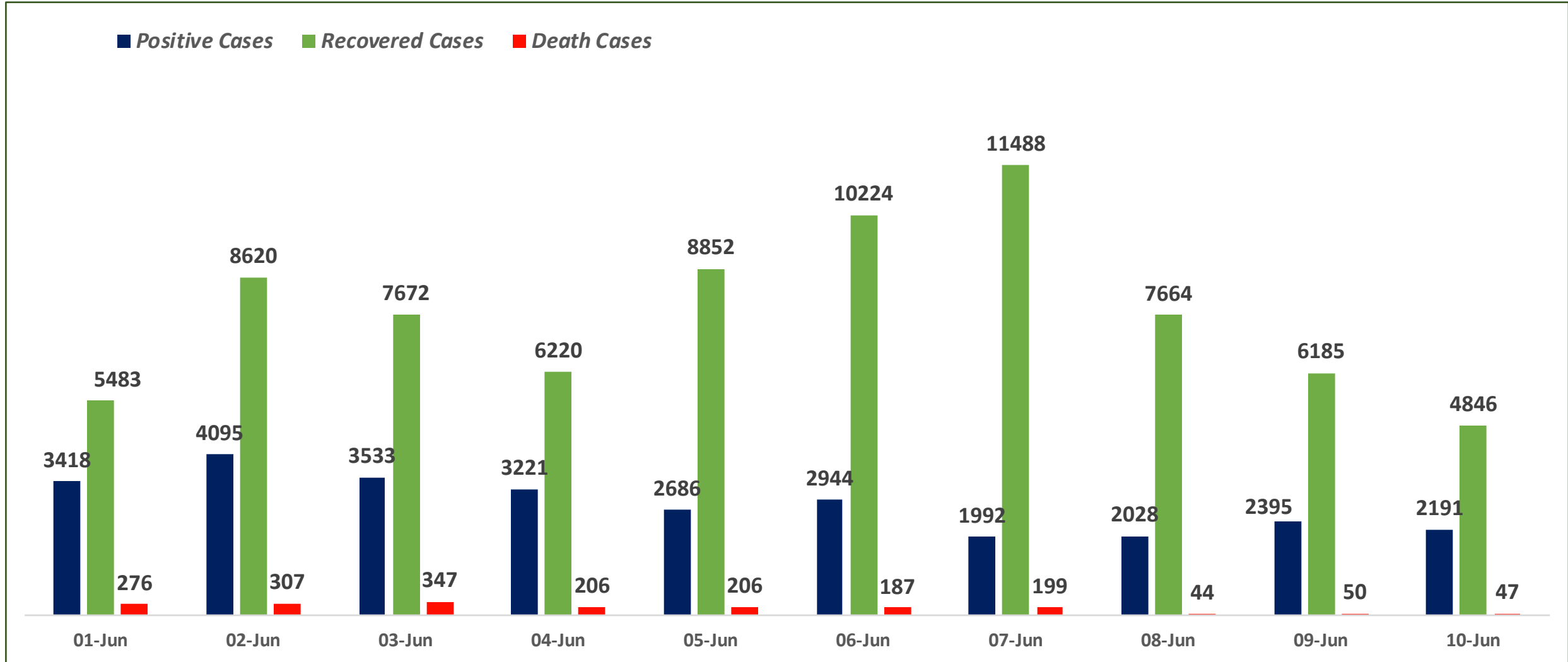


ZONE WISE POSITIVITY TREND IN LAST 10 DAYS





SNAPSHOT OF POSITIVE, RECOVERED AND DEATH CASES OVER LAST 10 DAYS ACROSS BBMP ZONES

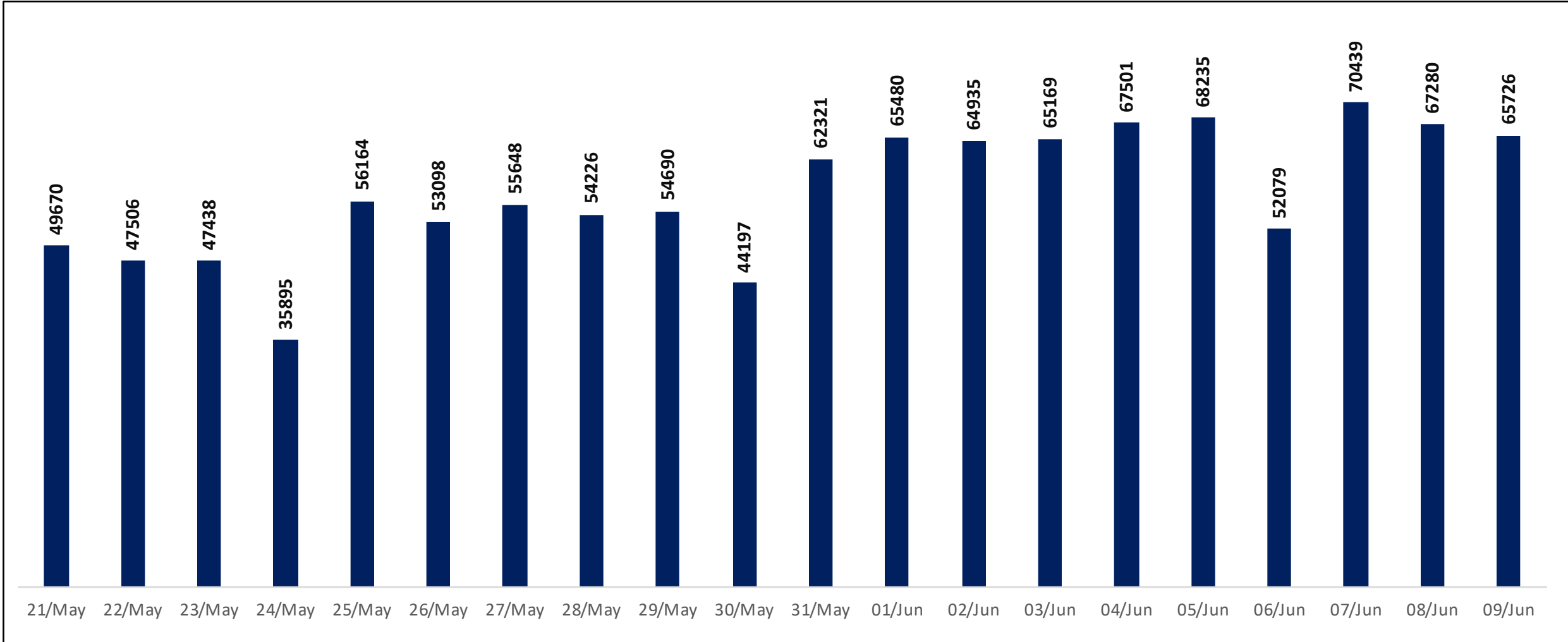




TESTING TRENDS IN BENGALURU



Total Test Conducted Till Date	Test Conducted Last 24 hours
1,35,04,174	65,726



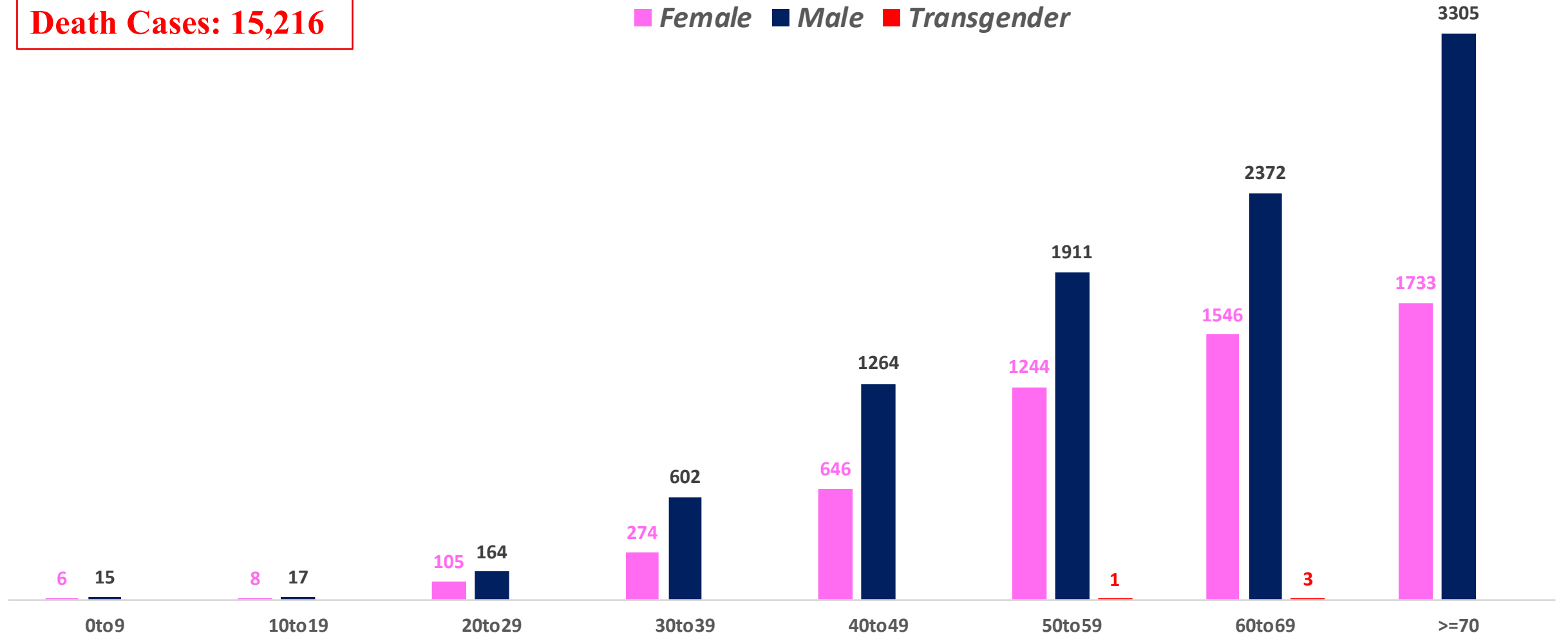


AGE AND GENDER WISE DISTRIBUTION OF DEATH CASES



Death Cases: 15,216

■ Female ■ Male ■ Transgender

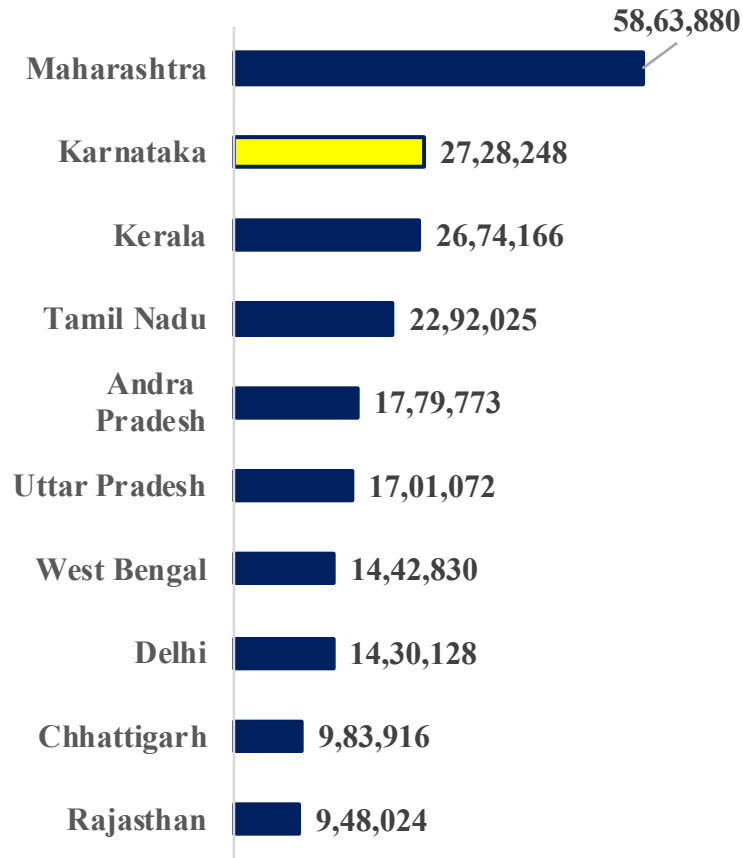




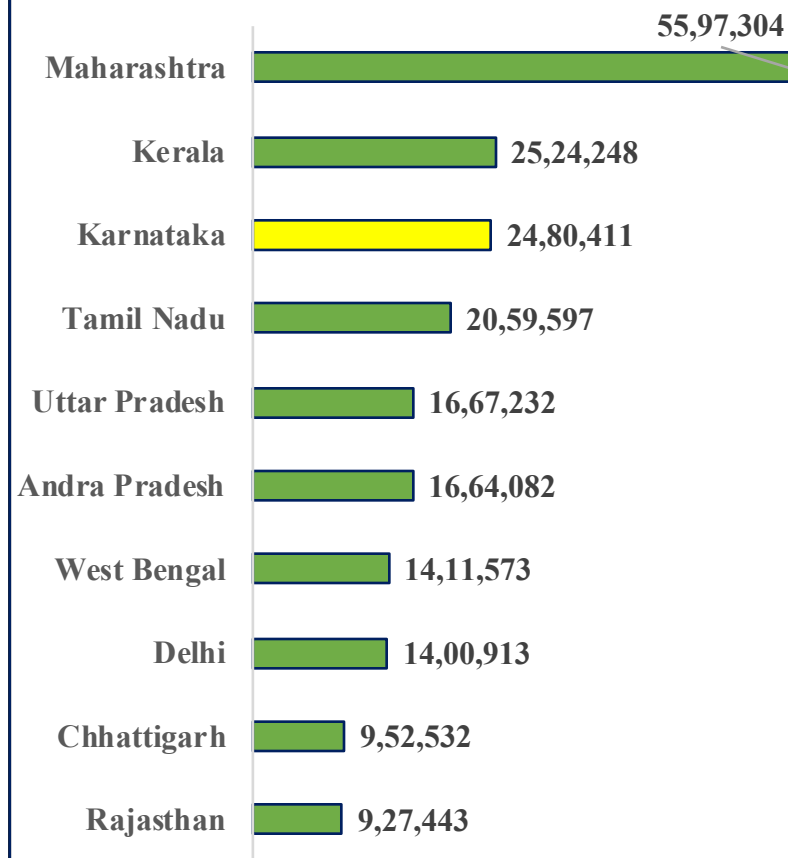
TOP 10 COVID19 AFFECTED INDIAN STATES



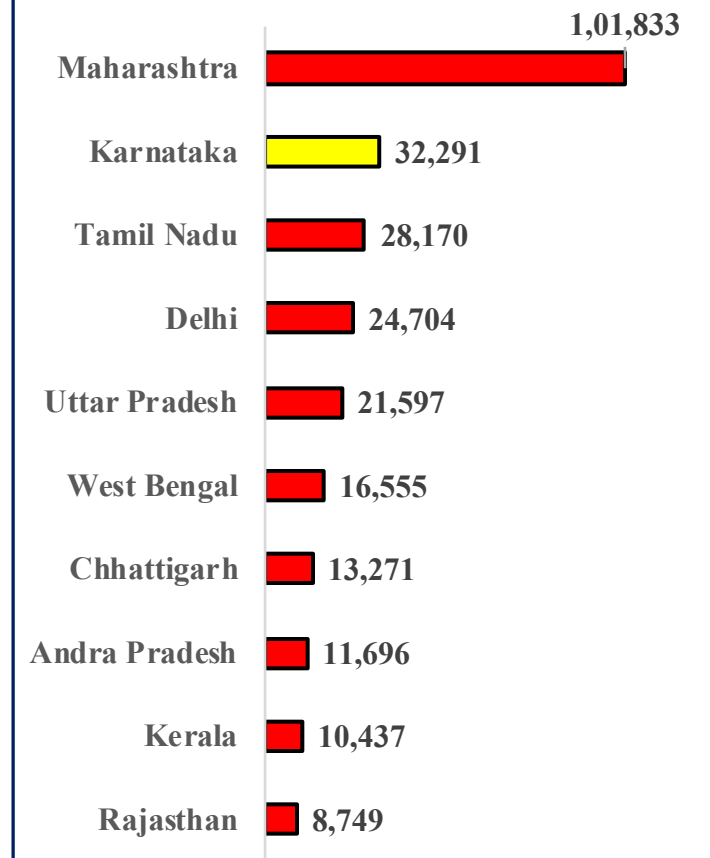
Total Positive Cases



Total Recovered Cases



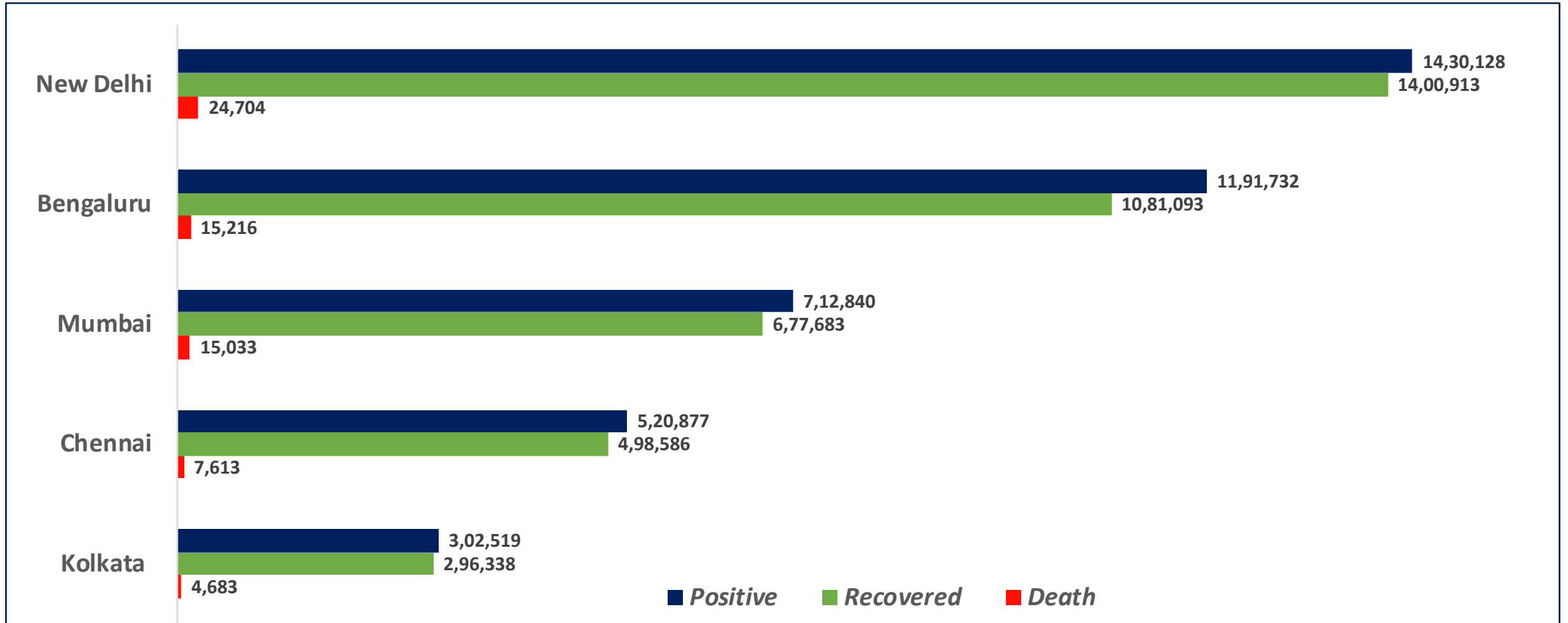
Total Death Cases



Source : <https://www.covid19india.org/> at 6:00 pm (10.06.2021)



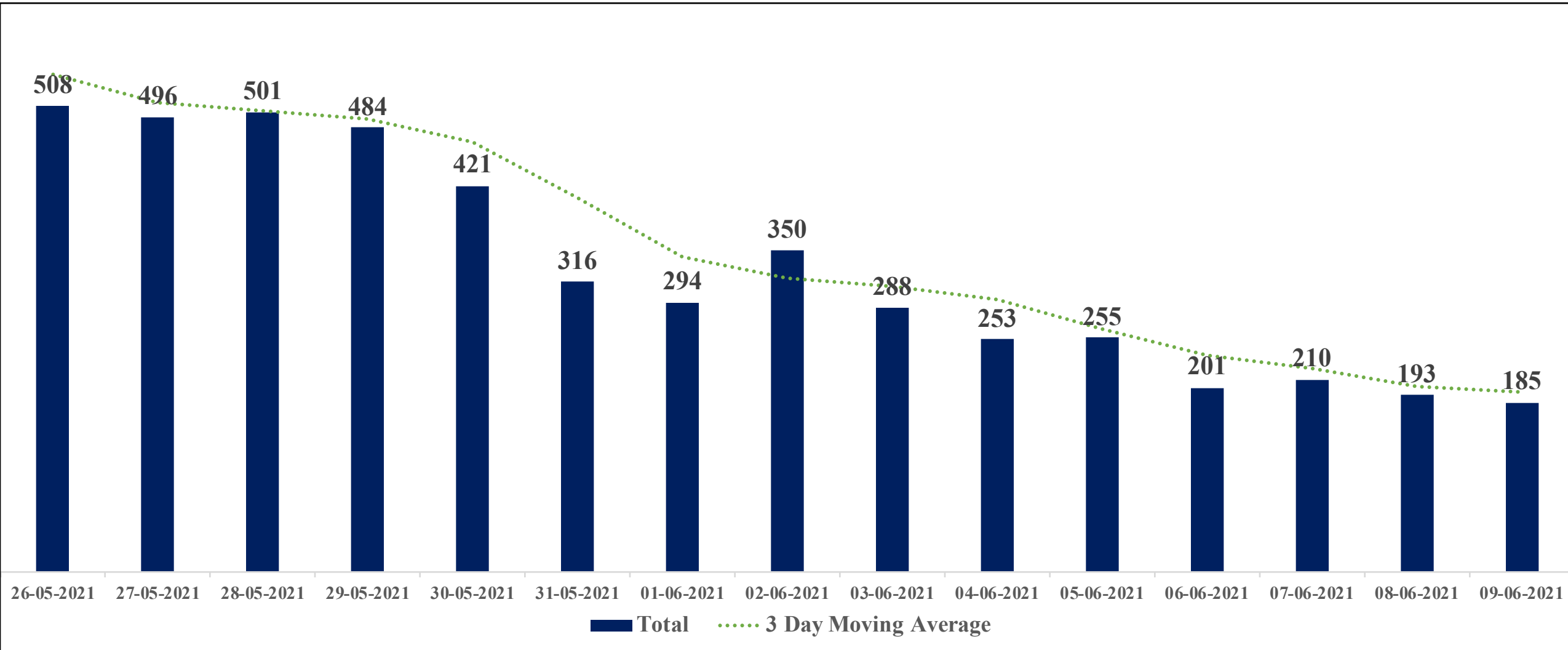
BENGALURU AND OTHER METROPOLITAN CITIES



Source : <https://www.covid19india.org/> at 6:00 pm (10.06.2021)



HOSPITAL ADMISSIONS LAST 15 DAYS TREND



* Numbers as per Central Hospital Bed Management System (CHBMS)

* Only Fresh Admissions considered



CCC/TRIAGE CENTRE REPORT – 10.06.2021

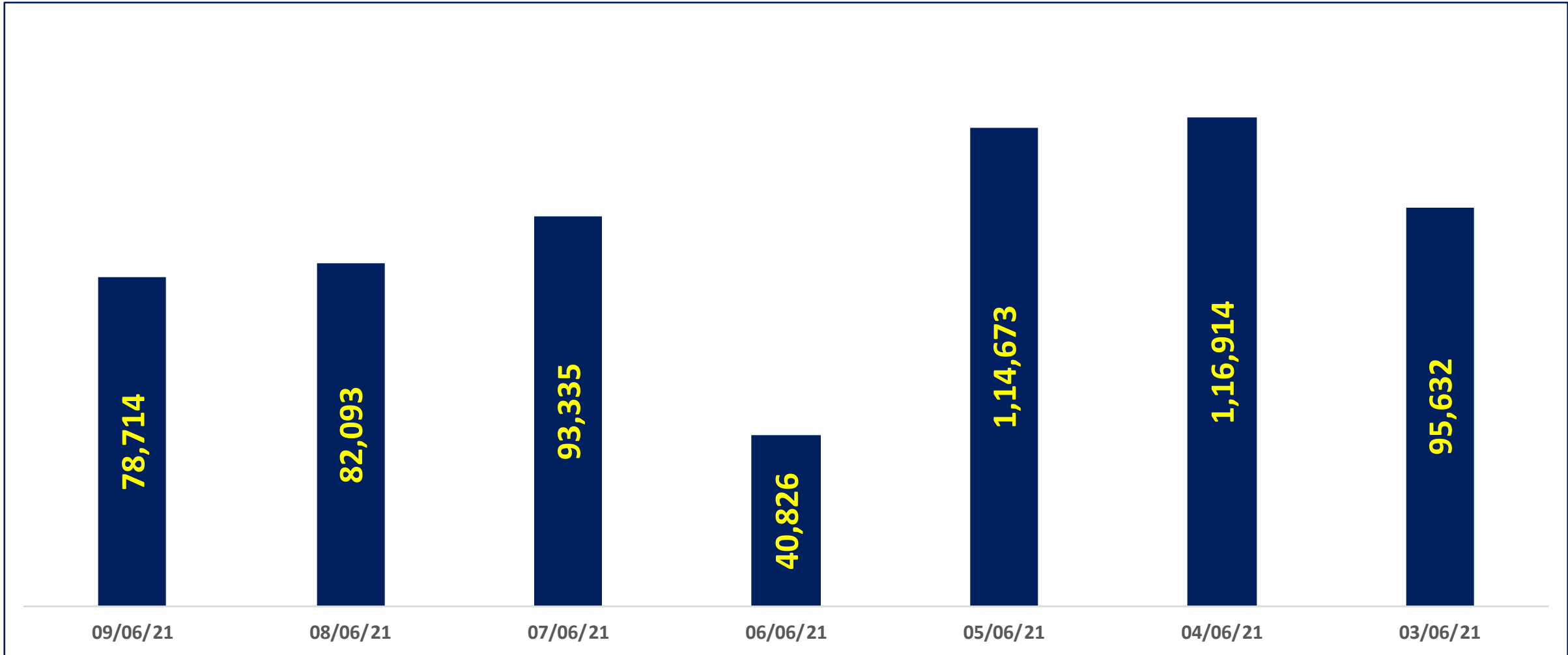


ZONE NAME	Total Triage Centres	Covid Bed Status			Triage Details Breakup				Of Today's Triage, Patient Recommended for		
		Allocated Beds	Occupied Beds	Net Available Beds	Triaged till Previous Day	Today's Walk In Triage	Today's MTU Triage	Total Triaged Today	Home Isolation	CCC / MH	Hospital
BOMMANAHALLI	4	145	10	135	715	15	0	15	12	1	2
DASARAHALLI	8	134	9	125	771	17	0	17	16	1	0
EAST	6	605	89	516	396	7	0	7	4	3	0
MAHADEVAPURA	6	479	134	345	915	35	0	35	4	20	11
RR NAGAR	7	185	29	156	1932	30	32	62	58	4	0
SOUTH	12	482	21	461	1691	50	0	50	41	8	1
WEST	7	231	26	205	622	5	0	5	3	1	1
YELAHANKA	5	753	80	673	604	7	79	86	71	5	10
TOTAL	55	3014	398	2616	7646	166	111	277	209	43	25

* data as on 04:00 PM (10.06.2021)



TOTAL VACCINATION DONE IN LAST 7 DAYS





COVID BED STATUS AS ON 10.06.2021



SR. NO.	Facility Type	No. of Hospital	Total Allocated Beds for C+ Patients					Occupied Beds for C+ Patients					Net Available Beds for C+ Patients				
			Gen Beds	HDU	ICU Beds	ICU-V	Total	Gen Beds	HDU	ICU Beds	ICU-V	Total	Gen Beds	HDU	ICU Beds	ICU-V	Total
1	Government Medical Colleges	4	21	620	53	76	770	0	96	45	59	200	21	524	8	17	570
2	Government Hospitals	16	676	219	65	149	1,109	224	140	30	121	515	452	79	35	28	594
3	Private Medical Colleges	12	3,966	2,342	136	203	6,647	66	244	85	149	544	3,900	2,098	51	54	6,103
4	Private Hospitals	143	2,637	1,741	335	219	4,932	398	606	209	178	1,391	2,239	1,135	126	41	3,541
Total Beds		175	7,300	4,922	589	647	13,458	688	1,086	369	507	2,650	6,612	3,836	220	140	10,808



SNAPSHOT OF COVID-19 CASES IN BENGALURU URBAN



**Total Wards With
>100 Cases* :
72**

**Tests Conducted
On 09.06.2021:
65,726**

**Recovery
Rate:
90.72%**

**Total
Active Cases :
95,423**

**Total Vaccinated on
09.06.2021:
78,714**

**Positivity
Rate* :
03.82%**

**Active
Rate:
08.01%**

**Case
Fatality Rate* :
05.38%**



*Total positive cases In the past 10 days

*CFR and positivity is for Past 7 days



ಬೃಹತ್ ಬೆಂಗಳೂರು ಮಹಾನಗರ ಪಾಲಿಕೆ
Bruhat Bengaluru Mahanagara Palike



Download BBMP Bulletin	https://apps.bbmpgov.in/covid19/mediabulletin.php
For BBMPCovid19 Bed Status:	https://apps.bbmpgov.in/covid19/en/Bedstatus.php
To register for vaccination :	https://selfregistration.cowin.gov.in/
BBMP COVID19 Dashboard:	https://apps.bbmpgov.in/covid19/
Follow us on:	 www.facebook.com/bbmp.comm1/
	 twitter.com/BBMPCOMM

Issued by:

**Honorable Chief Commissioner, BBMP
Special Commissioner Health & IT, BBMP
MD, Bengaluru Smart City Limited**

THANK YOU !

